



Evaframe
ALUMINIUM AND UPVC SPECIALISTS

Specialists in
**Quality Aluminium
Systems**

Bifolds

Aluminium bifold doors can transform living areas, creating beautiful panoramic views, adding huge value to any property.

Our Bifolding doors are extremely durable and hardwearing and all come with a 10 year manufacturers' guarantee for total peace of mind.

Our aluminium profiles are powder coated and certified to 'Qualicoat' European seaside standards so where ever you are in the UK, you can rest assured that the surface finish of the Bifolding doors will stand the test of time.



NOW STOCKING
Agate Grey
RAL 7038



We can now offer Cortizon Lacados Madera in our colour range.*
*Longer lead times will apply.



BIFOLD FEATURES:

Multi-point locks
A multi-point reinforced hook lock ensures the traffic door is secured to the outer frame of the bifold doors. This ensures that the door can not be forcibly prised apart, so you can have style and security in one solution as standard.

Locking Cylinders
Many suppliers offer a 3* locking cylinder as an upgrade and charge extra for it. Here at Evaframe, we are proud to offer the Breaksafe 3* locking cylinder as standard.

Versatile
Our bifold system can be manufactured as single & French doors too. These can also be coupled to fixed side panels and fanlights to create the perfect feature in your home.

Enhanced Security
Upgrade to PAS24 specification where anti lift and run-up blocks are added along with an enhanced security handle and PAS24 locking cylinder.

Create your perfect Bifold

Door Leaf Configuration
Evaframe doors are available in up to 7 leaves each way (14 total). The leaves are able to open either from the left or right of the opening, either opening towards the inside of the property or to the outside - the choice is yours.



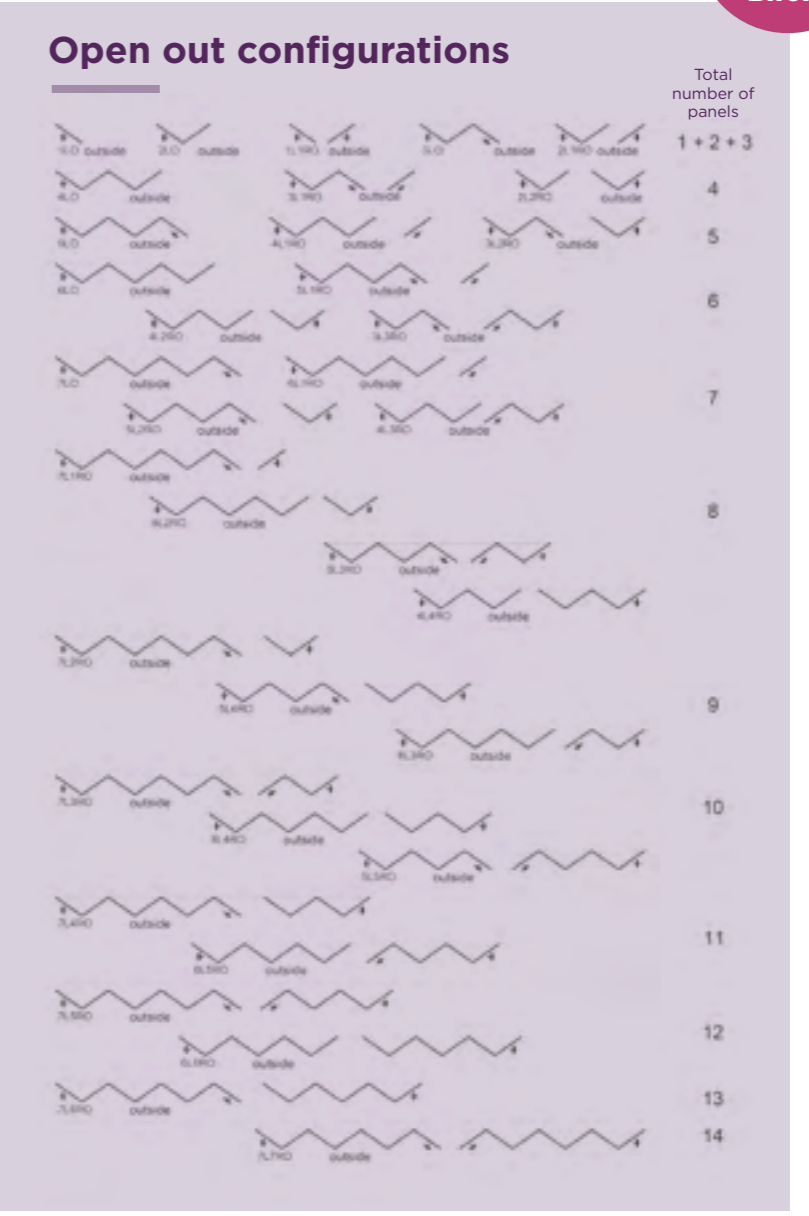
Adjustable Jamb
The Evaframe system has been designed to be quick and easy to manufacture and install. The system offers an adjustable jamb feature for maximum adjustability of +/- 4mm either side during installation and easily adjustable at the later date with an allen key.

Technical details at a glance:

- Market-leading maximum sash size of 1200mm x 3000mm
- Maximum vision - minimal sight lines of only 120mm
- Maximum insulation value - down to 1.2 U W/m2K
- Single or dual colour. Factory powder coated to marine quality as per qualicoat regulations
- Each door leaf can take a weight of up to 120KG
- Engineering grade running rollers for a smooth and silky opening and closing operation
- Trickle vents can be added

*Stock colours available in 7 days
*Magnet catches supplied as standard

Ask us about our **Floating Corner Bifold**



Patio Sliding Doors

Cortizo 4700 Aluminium

Aluminium Patio Sliding Doors are a contemporary solution to maximise natural light into any property.

Our 4700 range is suitable for both commercial and residential projects and features a slimline interlock of just 47mm enhancing the amount of glass area.

It delivers excellent energy efficiency and thermal retention whilst giving the interior design of your living space a contemporary finish. At Evaframe security is always at the forefront of our minds so all our patio sliders are fitted with cortizo lever/lever handles and 3* security cylinders as standard.



WHY CHOOSE OUR PATIO SLIDER?

- ✓ Double & triple track options available
- ✓ Each pane can be up to 2500mm wide and maximum of 3000mm high
- ✓ Can support door sashes up to 280kg
- ✓ Stainless steel rails
- ✓ Slimline interlock of 47mm
- ✓ Superb weather resistance
- ✓ Any RAL colour available
- ✓ PAS 24 upgrade available

Stock colours Available in 10 days
 Grey, Grey on White, Black & White

Entrance Doors

Cortizo Millennium Plus 70

A double rebated 70mm entrance door system has been added to our range of Cortizo aluminium products.

The thermally broken, versatile entrance door can be coupled to side screens, made as a French door or installed with an Evaframe panel to create a stylish front door.

With the added option of a midrail, the Millennium entrance door has a low threshold as standard and can be made to a maximum height of 3000mm.



FEATURES:

- ✓ **Panel Size 900 x 2100**
(We can cut to size if required
*Extra charge applicable)
- ✓ **Thickness 28mm**
- ✓ **U Value 1.2W/m2K**
- ✓ **Glazed with Sandblast Glass (Satin)**
- ✓ **Marine Grade Paint Finish**
- ✓ **Solid MDF Core**
(to allow fixing of stainless steel back
to back straight pull handles in the panel)

Evaframe Door Panel Range



Rhondda



Neath



Conwy



Sirhowy



Dee



Towy



Rhydney



Severn



Ogmore



Clydach



Flat



Taff



Teifi



Ebbw



Wye




Usk

Cortizo Casement Windows

Our windows are available in 2 different profiles, a standard casement & a flush option, giving the customer a greater choice and is the ideal solution for both renovation and new build projects.

All our windows have a flat profile finish with modern aesthetic straight lines making it the ideal window for residential and commercial projects.



Stylish, Efficient & Secure

The hinged window system incorporates a thermal break which helps to prevent heat loss and enhances thermal efficiency, meaning we can create windows that meet the highest energy efficiency ratings.

The windows have a slim sightline which allows greater brightness into the room & all our windows are supplied with locking handles and 'Secured By Design' espagnolette locks as standard .



FAST LEAD TIMES

Here at Evaframe we are able to turn around window orders in a matter of days due to carrying a large quantity of stock colours.

- ✓ 7016 anthracite grey
- ✓ 9016 white
- ✓ 9005 black
- ✓ 7016 anthracite grey on 9016 white

Other colours available on very competitive lead times

Tilt and Turn Windows

ARCH INVISIBLE BY CORTIZO

The Arch Invisible by Cortizo have exclusive handles integrated in the sash profile, making them invisible at front view.

They also have concealed hinges enhancing the aesthetic purity of the window, with slender profiles of just 66mm allowing light to flood into any room.

Maximum Dimensions of the windows are 1200mm wide 3500mm height with fantastic opening possibilities; interior side hung 1 & 2 sashes, tilt and turn and tilt only. This range of windows are so slim it allows up to 85% visible glazing area.



WHY CHOOSE US

- ✓ Available on a 2 week lead time
- ✓ Guaranteed 24 hour quotes
- ✓ Stock colours: Grey, White, Grey on White & Black
- ✓ Deliveries Nationwide

FIND US

**Evaframe Ltd. Unit 2,
Leeway Industrial Estate,
Newport NP19 4SL**

CONTACT

T 01633 848 828

E sales@evaframe.co.uk

www.evaframe.co.uk

FOLLOW

 [Evaframe Ltd](#)

Evaframe
ALUMINIUM AND UPVC SPECIALISTS